

TREK



2023 MARLIN 6, 7, 8

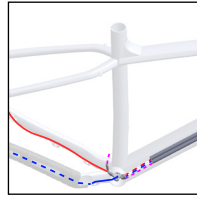
SERVICE MANUAL

Rev 2 May 2023

Contents



[Safety](#)



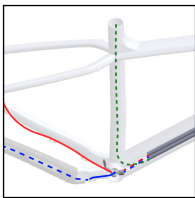
[Cabling – front derailleur,
no dropper post](#)




[Rear derailleur and
skewer](#)



[Frame guards](#)



[Cabling – dropper post,
no front derailleur](#)



[Specifications](#)

Safety



WARNING

Tighten hardware properly

Always tighten hardware to the specified torque. Over-tightening hardware could deform or break the hardware or components. Under-tightening hardware could cause hardware or components to become loose. Either situation could damage the bicycle and result in injury to the rider.



WARNING

Re-apply threadlocker

All reused-fasteners with a pre-applied threadlocker must be cleaned with isopropyl alcohol and have new threadlocker applied before re-assembly. If a threadlocker is not applied, the fasteners may loosen, which could damage the bicycle and result in injury to the rider.

Legend



Apply grease



Do not apply grease



Apply threadlocker



Torque

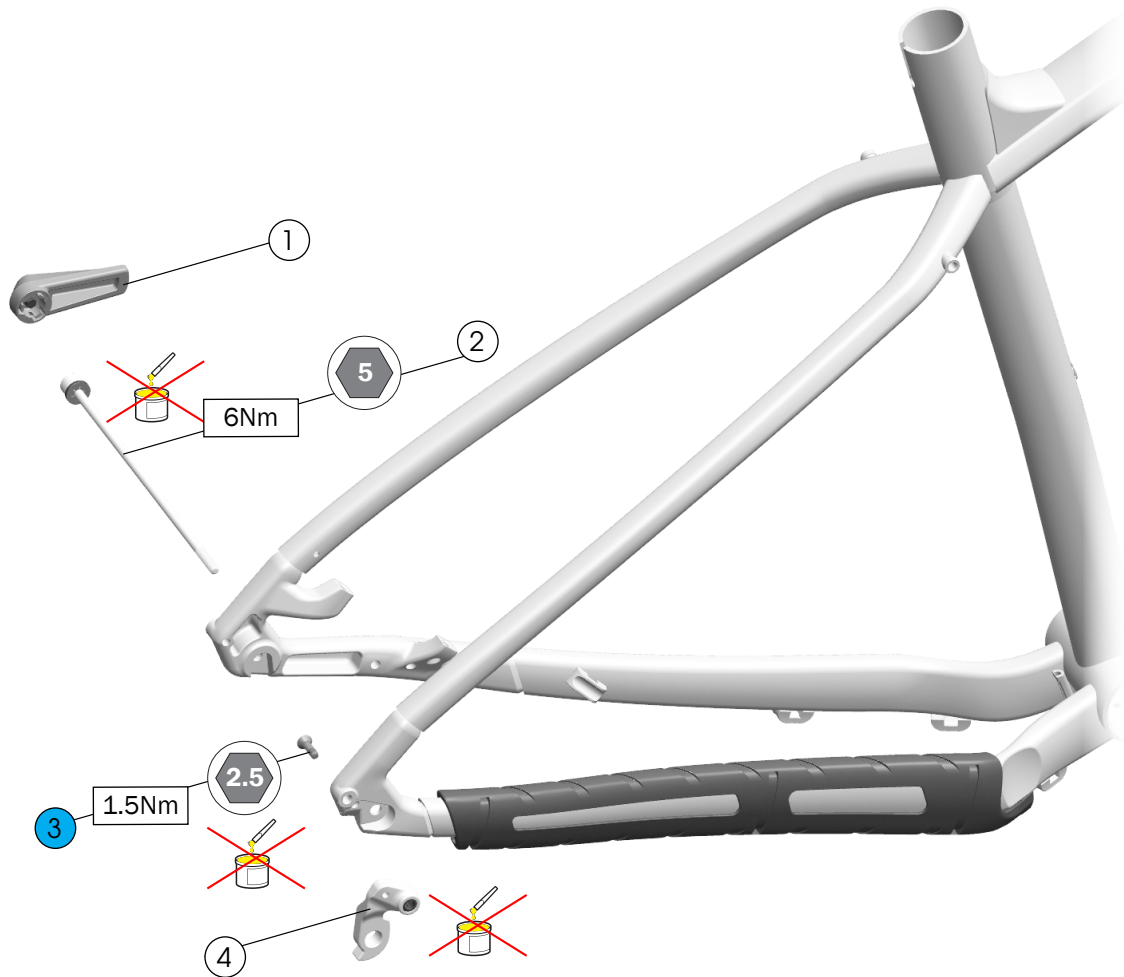


Hex tool



Zip tie

Rear derailleur and skewer



- ① Switch lever — [W5280203](#)
- ② Skewer — [W5279583](#)
- ③ Derailleur screw — [W5270010](#)
- ④ Derailleur hanger — [W5260077](#)

Tools

- 2.5 mm hex tool
- Threadlocker



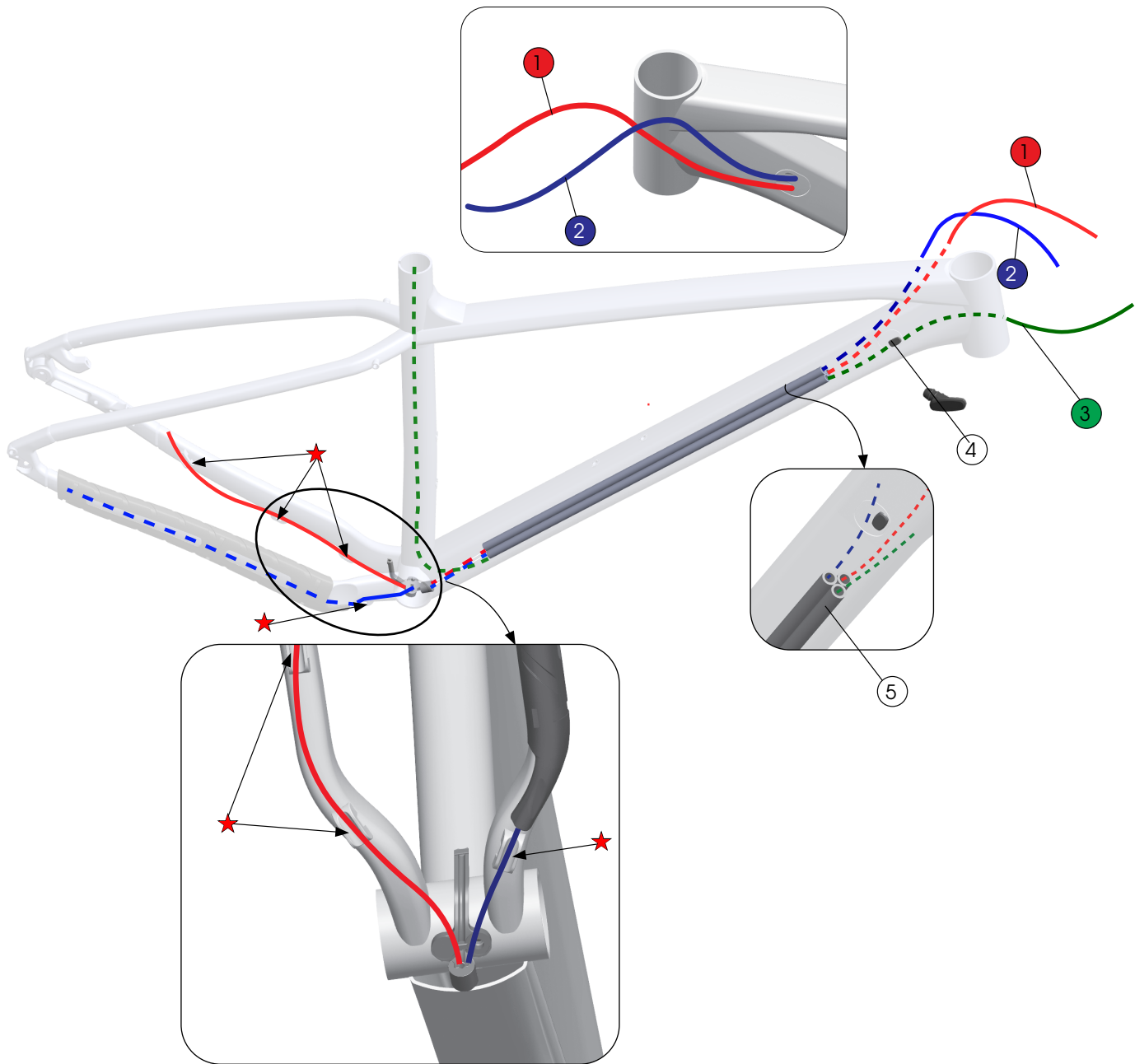
WARNING

Do not apply grease to the skewer, derailleur hanger or bolt.

Cabling – dropper post, no front derailleur

Note: The frame has routing for either a front derailleur or an internally routed dropper post, but not both.

Tip: Remove the bottom bracket to make it easier to route the dropper post housing.



① Rear brake hose

② Rear derailleur housing

③ Dropper post housing

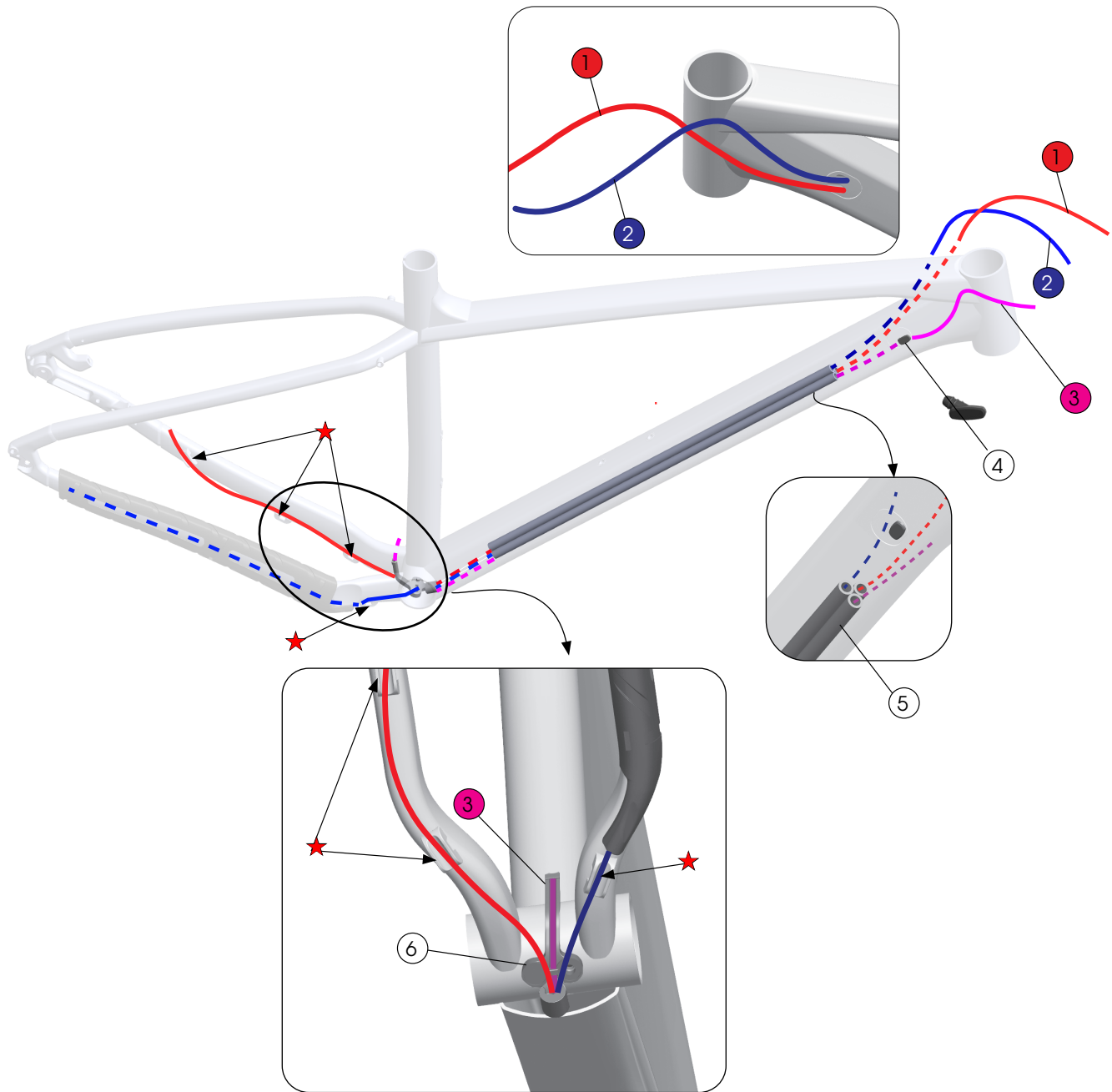
④ Plug (Use when there is not a front derailleur nor a dropper post cable housing) – [W5271561](#)

⑤ Foam tubes – [W528082](#)

★ Zip tie

Cabling – front derailleur, no dropper post

Note: The frame has routing for either a front derailleur or an internally routed dropper post, but not both.



① Rear brake hose

② Rear derailleur housing

③ Front derailleur housing

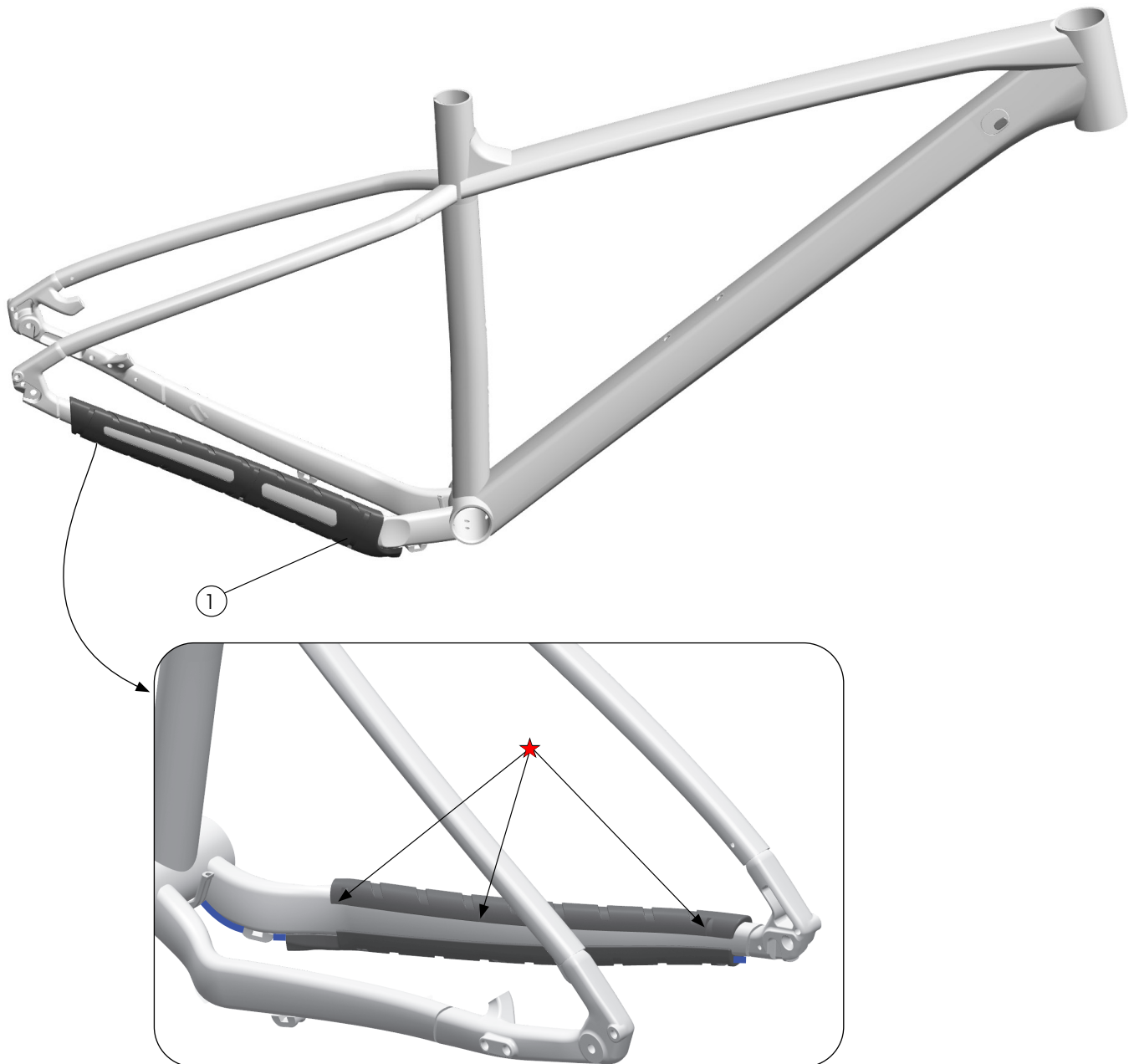
④ Plug (Use when there is not a front derailleur nor a dropper post cable housing) – [W5271561](#)

⑤ Foam tubes – [W528082](#)
(These will need to be cut to size – 450 mm)

⑥ Cable guide – [W575392](#)

★ Zip tie

Frame guards



① Chainstay guard — [W5293689](#)

★ Zip tie

Specifications

Chain line and chain ring

Chain line	Chain ring	
	Min	Max
1X, 49 mm	22T	32T
1X, 52 mm	22T	34T
2X, 49 mm	22T	36T

Rear brake mount

Frame size	Minimum (direct mount)	Maximum (with adapter)
XXS	160 mm	160 mm
XS – XXL	160 mm	180 mm

Maximum tyre size

Notice: Measurements of actual tyres may vary. Always verify that there is sufficient clearance between the tyre and the frame. Improper tyre size could damage the bicycle frame. Trek recommends 6 mm clearance above and on the sides of the tyre.

Frame size	Maximum tyre	
	1X	2X (rear tyre)**
XXS (Marlin 6)*	26" x 2.4"	26" x 2.2"
XXS (Marlin 7, 8)	27.5" x 2.4"	27.5" x 2.2"
XS – SM (Marlin 6, 7, 8)	27.5" x 2.4"	27.5" x 2.2"
M – XXL (Marlin 6, 7, 8)	29" x 2.4"	29" x 2.4"

* While the MY23 Marlin 6 frame is compatible with 27.5" wheels, you'll also need to switch to a 27.5" compatible fork.

** The front derailleur reduces the maximum width of the rear tyre.

Seat post



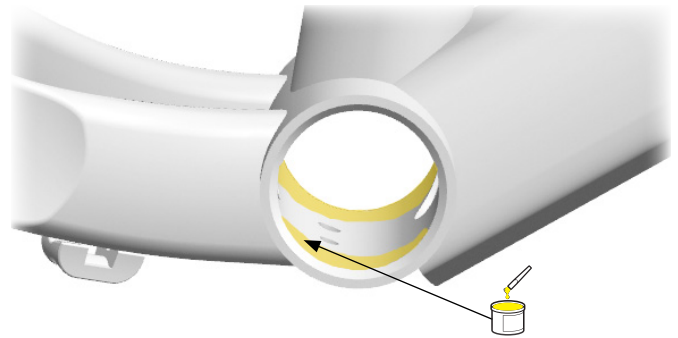
WARNING

Always follow the seat post manufacturer's minimum insertion recommendation. Failure to follow the recommendation could cause damage to the seat post and result in injury to the rider.

Measurement

Maximum insertion	XXS – SM	200 mm
	MD	216 mm
	ML – XL	240 mm
	XXL	245 mm
Seat tube inside diameter		31.6 mm
Seat tube post clamp outer diameter		36.2 mm

Bottom bracket



Bottom Bracket

BSA 73 (threaded)

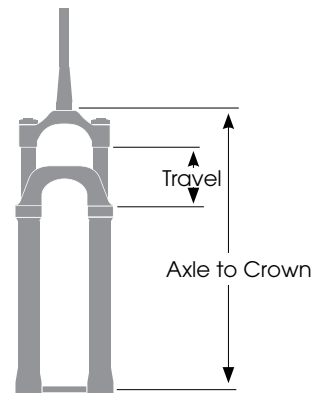
Fork

Note: The original equipment fork can be upgraded to a fork with a tapered steerer, but this also requires a new head set, part number [5304967](#).



WARNING

Exceeding the recommended maximum fork length could damage the bicycle and result in injury to the rider.



Frame size	Axle to Race (mm)		Travel (mm)
XXS	Recommended	478	80
	Maximum		100
XS – SM	Recommended	510	100
	Maximum	523*	120
MD, ML, L, XL, XXL	Recommended	512	100
	Maximum	540*	120

*When using a 120mm travel fork and headset kit 5304967 that includes a 13mm external lower bearing cup.